Create a promotion or happy hour

Set up automatic discounts such as happy hour, money off the basket, or buy one get one free.

For Owners, managers · **Takes** 2 minutes

Watch the video
360navtech.com/pos/help/v/create-a-promotion

Steps

1 **Open Promotions and click New promotion.**

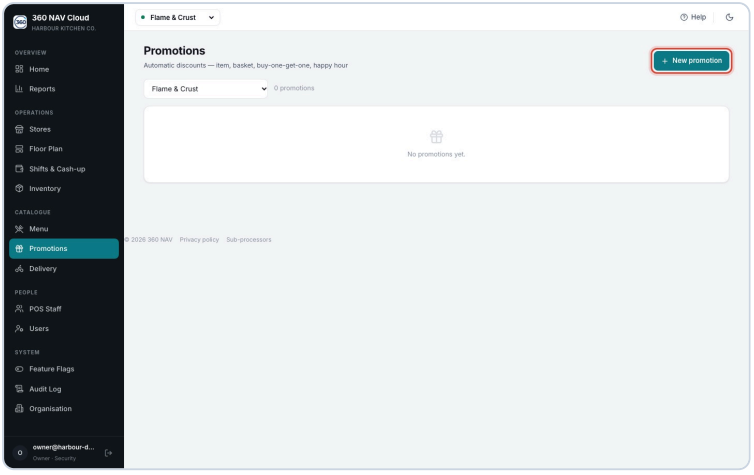

2 **Name it and choose the type.** Options are % off items, £ off items, % off basket, £ off basket, or Buy X get Y free. Then set the amount.

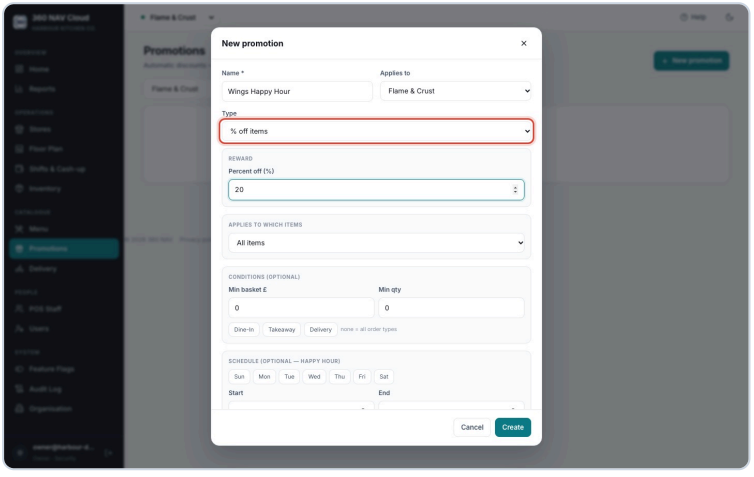

3. **Choose which items it applies to.** All items, specific categories, or specific items.

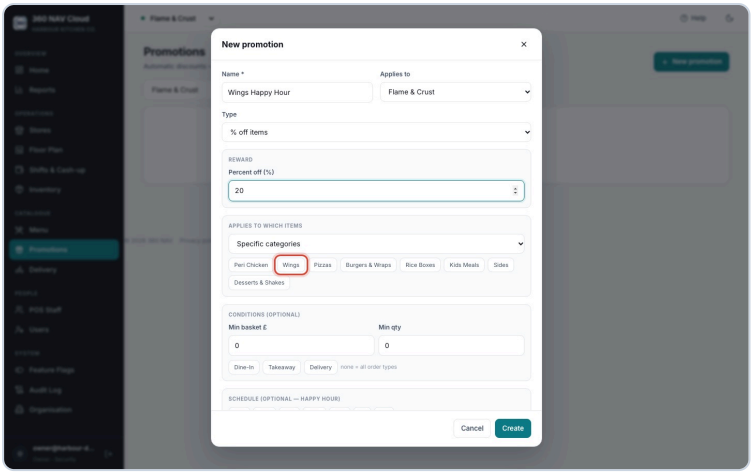

4. **Add conditions and a schedule (optional).** You can set a minimum spend or quantity, limit it to dine-in, takeaway or delivery, and choose days and times for a happy hour. Leave the times blank to run all the time.

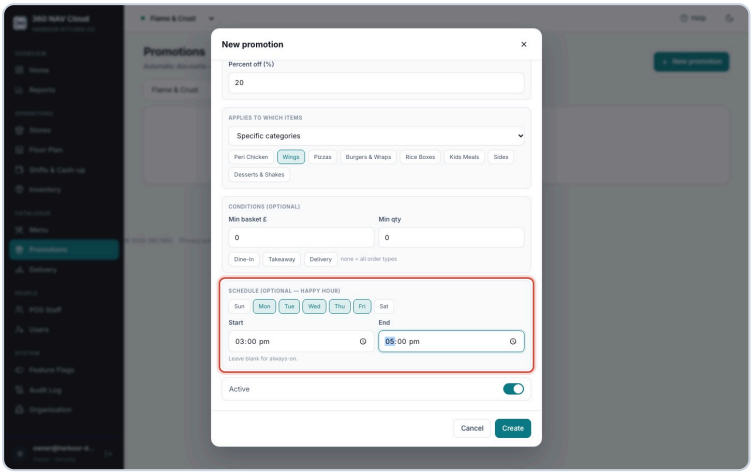

5. **Create.** Click **Create**. The till applies it automatically, and it shows on receipts and reports.

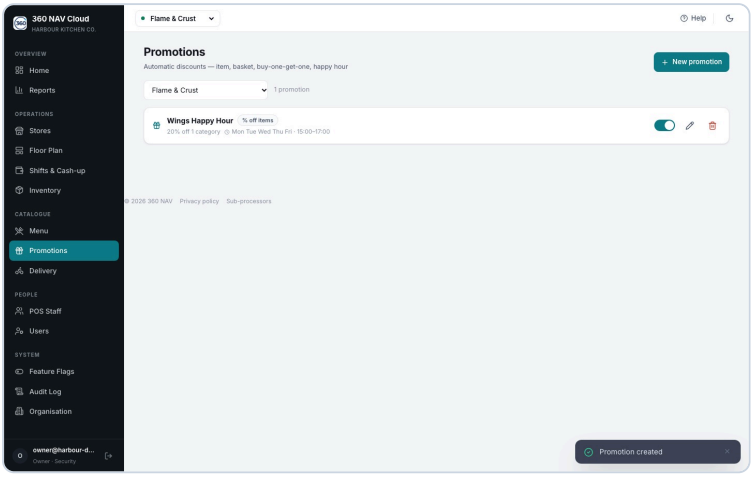

Tips

- Untick **Active** to pause a promotion without deleting it.
- Apply it to one store or to all stores in your organisation.