Change prices in bulk

Raise prices to a target margin, or by a percentage or amount, with sensible rounding and a preview.

For Owners, managers · **Takes** 1 minute

Watch the video
360navtech.com/pos/help/v/retail-change-prices

Steps

1. **Open Products, then Change price.** The page tells you how many products are below your target margin.

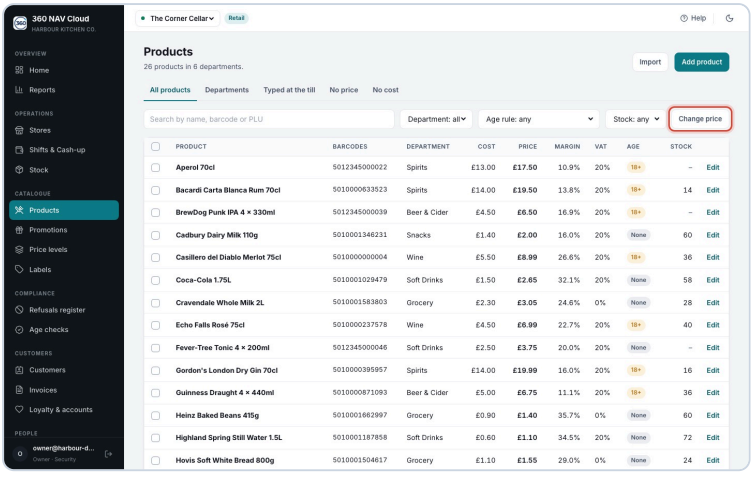

2. **Choose the change.** Raise prices to reach a margin, change them by a percentage, or by an amount. Pick how to round (for example ending in 9 or 99) and when it starts.

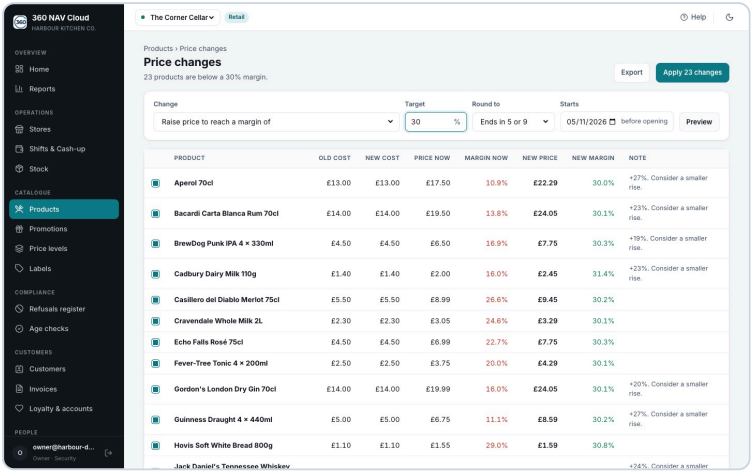

3. **Preview.** Each product shows its old and new price and margin, with a note if the rise is large. Untick anything to leave alone.

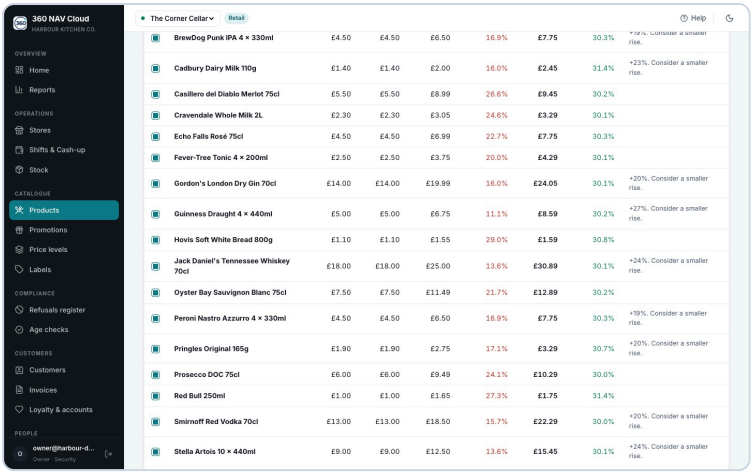

4. **Apply.** The tills update, and new shelf labels are queued for printing.

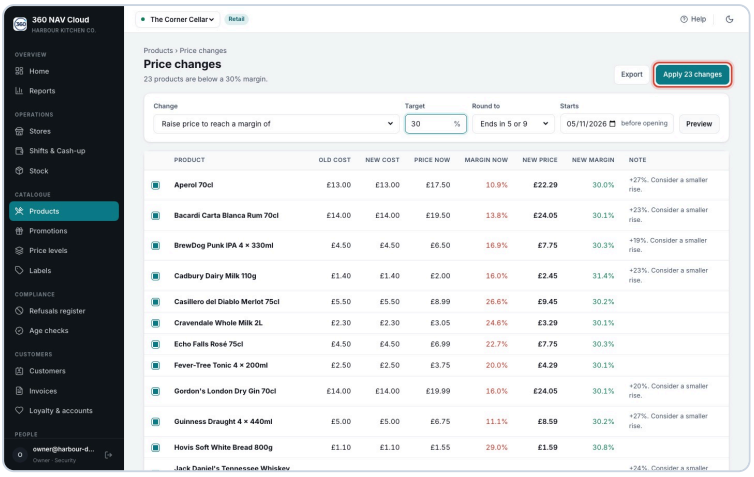

Tips

- **Export** the list first if you want to check it in a spreadsheet.